

SM&ID

- **Social Mobilization and
Institution Development**

Activities of NMMU Login

1) Fixing financial year wise targets for the states.

(Target-> SMID State Target)

2) Fixing financial year wise targets for the states (SHG Bank linkage).

(Target-> SMID Bank Linkage Target)

3) Adding Ceiling for CLC's.

(SMID-> SMID Ceiling for CLC's)

Activities of SMMU Login

1) Fixing financial year wise targets for the ULB's.

(Target-> SMID Target->SMID ULB Target)

2) Fixing financial year wise targets for the ULB's
(SHG Bank linkage).

(Target-> SMID Target->SHG Bank linkage Target)

3) Empanelment of RO (Resource Organization).

(SMID-> RO Details->Create ROs)

Activities of SMMU Login

4) Releases to RO.

(SMID-> Payment Releases to RO)

5) Decision on CLC Proposals received from ULB.

(SMID-> CLC->SULM Decision)

6) Fund disbursement for CLC's.

(SMID-> CLC->CLC Disbursement)

Activities of ULB Login

1) Empanelment of RO (Resource Organization).

(SMID-> RO Details->Create ROs)

2) Empanelment of Training Agency.

(SMID-> Training Agency Details)

3) **SHG (Self Help Group)**

3.1) Formation of SHG

(SMID-> SHG->Create/Update SHG)

Activities of ULB Login

3.2) Entry of SHG and its member details.

(SMID->SHG-> Add Members)

3.3) Adding Training Courses.

(SMID->SHG->SHG Training Master)

3.4) Conducting Training programmes to SHG members through RO.

(SMID->SHG->SHG Training)

Activities of ULB Login

4) ALF (Area Level Foundation)

4.1) Formation of ALF and Entry of ALF and its member details.

(SMID-> ALF->Create ALF)

4.2) Adding Training Courses.

(SMID->ALF->ALF Training Master)

4.3) Conducting Training programmes to ALF members through training agencies.

(SMID->ALF->ALF Training)

Activities of ULB Login

5) CLF (City Level Foundation)

5.1) Formation of CLF and Entry of CLF and its member details.

(SMID-> CLF->Create CLF)

5.2) Adding Training Courses.

(SMID->CLF->CLF Training Master)

5.3) Conducting Training programmes to CLF members through training agencies.

(SMID->CLF->CLF Training)

Activities of ULB Login

6) Conducting Financial Literacy camps and their entry.

(SMID-> Progress of Financial Literacy camps organized)

7) Opening of Basic Saving Bank Deposit Account.

(SMID-> Basic Saving Bank Deposit Account)

8) Releases to Training Agencies

(SMID-> Training Agency Releases)

Milestones

- **Formation of ALF** : ALF is formed through SHG'Members. For the creation of ALF at least two SHG should be formed.
- **Formation of CLF** : ALF is formed through SHG'Members. For the creation of CLF at least two ALF should be formed.

Activities of ULB Login

Revolving Fund

9) Receiving the applications, scrutiny of the applications, releases of revolving fund to the SHG's.

(SMID->Revolving Fund->SHG->Decision taken on SHG's revolving fund)

10) Receiving the applications, scrutiny of the applications, releases of revolving fund to the ALF's.

(SMID->Revolving Fund->SHG->Decision taken on ALF's revolving fund)

Activities of ULB Login

Conditions for releasing Revolving Funds

○ SHG

- 1) SHG should contain at least 10 members.
- 2) The 70% of the members in the SHG should be urban poor.
- 3) Application received date should be greater than 180 days from the Date of formation of the SHG.

Activities of ULB Login

Conditions for releasing Revolving Funds

- **ALF**

- 1) Application received date should be greater than 180 days from the Date of formation of ALF.

Activities of ULB Login

11) CLC (City Livelihood Centre).

11.1) Preparation and Submission of
CLC Proposal to SMMU

(SMID->CLC->Create CLC)

11.2) Formation of CLC.

(SMID->CLC->Management of CLC)

SMS in SMID

- SMS is sent to RO when the Payment is released to RO SMMU and ULB. “Payment of Rs. 15000 has been sent to your account”.
- SMS is sent to SHG when SHG’s revolving fund is released by ULB. “RF is released for your SHG ‘SHG Name’, contact your ULB”.
- SMS is sent to ALF when ALF’s revolving fund is released by ULB. “RF is released for your ALF ‘ALF Name’, contact your ULB”.

SMS in SMID

- SMS is sent to CLC when the CLC proposal is approved by State. “Your CLC application is approved by SULM, Please contact your ULB”.
- SMS is sent to CLC when Instalments are released to CLC by State. For first installment message, “First installment is released to your CLC by SMMU”.

Reports in SMID

Reports for NMMU

1) SMID-SHG Monthly Progress Report (MIS) :

This report gives an overall view on Self-Help Group (SHG) –No of Self Help Group (SHGs) formed, No of members in SHGs and No of SHGs member's category Wise.

This report also shows the detailed progress on Area Level Federations (ALFs)-No of ALF Formed and registered and No of member SHGs in ALFs.

Reports in SMID

This report also shows the detailed progress on City Level Federations (CLFs) - No of CLFs formed and registered and No of member SHGs in ALFs.

2) SMID-UFI Monthly progress report (MIS) :

This report gives an overall view on Universal financial inclusion (UFI).

This report shows the detailed progress on No. of Financial Literacy Camps organised, No. of beneficiaries covered,

Reports in SMID

No. of NULM Beneficiaries linked with Insurance (only issued policies), Life Insurance (Janshree), Health Insurance (RSBY) and No. of Basic Service Bank Deposit Accounts (BSBDAs) opened for NULM beneficiaries (only activated accounts).

This report also gives an overall view on City Livelihoods Centres (CLCs).

Reports in SMID

This report shows the detailed progress on No. of Proposals received by SULM, No. of Proposals sanctioned by SULM, No. of CLCs established (with manpower) and No. of Cities covered.

This report also gives an overall view on Total Amount Released under SM & ID (in Rs. Lakhs).

This report shows the detailed progress on Amount disbursed to ROs, Amount of RF given to SHGs, Amount of RF given to ALFs, Amount Spent on training of ALFs/CLFs, Amount disbursed for CLCs.

Reports in SMID

3) SMID-RO & RF Monthly Progress Report (MIS) :

This report gives an overall view on SHG Mobilization through Resource Organizations (ROs).

This report shows the detailed progress on No. of Cities Covered under NULM by ROs, No. of ROs selected and SHG formation by ROs.

This report also gives an overall view on Revolving Fund (RF) Support.

Reports in SMID

This report shows the detailed progress on No. of SHGs given RF and No. of ALFs given RF.

This report also gives an overall view on Training of SHGs, ALFs & CLFs.

This report shows the detailed progress on No. of SHGs trainings conducted, No. of SHGs undergone training, No. of ALFs trainings conducted, No. of ALFs undergone training, No. CLFs of trainings conducted and No. of CLFs undergone training.

Reports in SMID

4) Revolving Fund of SHG and ALF :

This is a drill down report gives you the details of number of Status of applications received on Revolving Fund State wise for a particular Financial Year.

By clicking on state name you can see the details of the selected state and by clicking on number of approved, rejected and in process revolving fund of SHG and ALF you can see the details of selected Status of SHG and ALF.

Reports in SMID

Common Reports for NMMU, SMMU and ULB

5) SHG,ALF and CLF Formed :

This is a drill down report gives you the details like No. of SHG Formed through RO, No. of SHG Formed Directly, No. of ALF Formed and No. of CLF Formed state wise up to beneficiaries for a particular Financial Year.

Reports in SMID

By clicking on state name you can see the details ULB Wise of the selected state and by clicking on No. of SHG Formed through RO, No. of SHG Formed Directly, No. of ALF Formed and No. of CLF Formed you can see the details of beneficiaries of selected Number.

As per the User credentials the corresponding data will be displayed.

NMMU can see all the state details, SMMU can see only their state details, and ULB can see their ULB details.

Reports in SMID

6) SHG,ALF and CLF Training Status :

This is a drill down report gives you the details like No. of SHG Trained, No. of ALF Trained and No. of CLF Trained state wise up to beneficiaries for a particular Financial Year.

By clicking on state name you can see the details ULB Wise of the selected state and by clicking on No. of SHG Trained, No. of ALF Trained and No. of CLF Trained you can see the details of trainee of selected Number.

Reports in SMID

As per the User credentials the corresponding data will be displayed.


NMMU can see all the state details, SMMU can see only their state details, and ULB can see their ULB details.

The drill down report will be displayed as:





Reports in SMID



Reports in SMID

7) CLC Application Status :

This is a drill down report gives you the details like No. of Proposal Received, No. of CLC's Approved, No. of CLC's Established and No. of CLC's Operational state wise for a particular Financial Year.

By clicking on state name you can see the details ULB Wise of the selected state and by clicking on No. of Proposal Received, No. of CLC's Approved, No. of CLC's Established and No. of CLC's Operational you can see the details.


Graphical Reports in SMID

As per the User credentials the corresponding data will be displayed.

8) SHG,ALF and CLF Training Status :

This report gives you the graphical representation of No. of SHG Trained, No. of ALF Trained and No. of CLF Trained in a bar chart for the Central, State and ULB for a particular Financial Year. The report will be displayed as:

Graphical Reports in SMID




Graphical Reports in SMID

9) CLC Application Status :

This report gives you the graphical representation of No. of CLC Proposal received by SULM, No. of Proposals sanctioned by SULM, Second Instalment released and Operational in a bar chart for the Central, State and ULB for a particular Financial Year. The report will be displayed as:

Graphical Reports in SMID



Graphical Reports in SMID

10) Status of SHG's :

This report gives you the graphical representation of SHG Status Report,


SHG Bank Linkage Status Report, SHG RF Status Report and SHG Training Status Report altogether in a single report in a bar chart for the Central, State and ULB for a particular Financial Year.

Graphical Reports in SMID

10.1) Status of SHG's :

This report gives you the graphical representation of SHG Status Report, SHG Bank Linkage Status Report, SHG RF Status Report and SHG Training Status Report altogether in a single report in a bar chart for the Central, State and ULB for a particular Financial Year.

Graphical Reports in SMID



Graphical Reports in SMID

10.2) SHG Bank Linkage Status Report:

This report gives you the graphical representation of SHG Bank Linkage Target, Application received, Bank Approval and Disbursed in a bar chart for the Central, State and ULB for a particular Financial Year.

The report will be displayed as:

Graphical Reports in SMID




Graphical Reports in SMID

10.3) SHG RF Status Report:

This report gives you the graphical representation of Target, Application received, Approved and Disbursed in a bar chart for the Central, State and ULB for a particular Financial Year. The report will be displayed as:

Graphical Reports in SMID




Graphical Reports in SMID

10.4) SHG Training Status Report :

This report gives you the graphical representation of Total SHG, No. of training conducted and No. of SHG Trained in a bar chart for the Central, State and ULB for a particular Financial Year. The report will be displayed as:

Graphical Reports in SMID



Graphical Reports in SMID

11) Status of ALF's :

This report gives you the graphical representation of ALF Target & Achievement Report, ALF Revolving Fund Report and ALF Training Report Altogether in a single report in a bar chart for the Central, State and ULB for a particular Financial Year.

The report will be displayed as same as above.

Graphical Reports in SMID

12) Status of CLF's :

This report gives you the graphical representation of CLF Target & Achievement Report and CLF Training Report Altogether in a single report in a bar chart for the Central, State and ULB for a particular Financial Year. The report will be displayed as same as above.

Thanking you!