

**State Urban Development Agency
Government of Uttar Pradesh**

Letter No.- 2990 /01/29/HFA/2020-21

Dated:- 14 /12/2020

Minutes of Meeting of 81th State Level Appraisal Committee (SLAC) for Housing for All held on 14.12.2020.

Housing for All Plan of Action under “Pradhan Mantri Awas Yojana (Urban)” has been appraised by the State Level Appraisal Committee (SLAC). After discussion, SLAC has appraised the HFAPoA put up by the State Level Nodal Agency and recommends the approval of following for SLSMC:

S No	District	ULB Name	Approved after validation						Financial status (in crore)		
			ISSR	CLSS	AHP	BLC (N)	BLC (E)	Total	Central Share	State Share	Beneficiary Share
1	Agra	Achhnera NPP	0	173	50	65	50	338	7.09	1.65	1.58
2	Agra	Dayalbagh NP	0	164	267	57	0	488	9.24	3.24	5.83
3	Agra	Etmadpur NPP	0	49	179	68	46	342	5.70	2.93	4.18
4	Agra	Fatehabad NP	0	158	74	47	0	279	6.03	1.21	1.88
5	Agra	Fatehpursikri NPP	0	116	131	381	0	628	10.78	5.12	5.90
6	Agra	Jagner NP	0	248	241	101	30	620	12.20	3.72	5.70
7	Agra	Kheragarh NP	0	370	26	96	44	536	12.37	1.66	1.36
8	Agra	Kirawali NP	0	113	47	132	0	292	5.70	1.79	2.08
9	Agra	Pinahat NP	0	308	72	273	58	711	14.27	4.03	3.81
10	Agra	Samshabad NPP	0	155	21	71	27	274	5.92	1.19	1.04
11	Agra	Swamibagh NP	0	3	6	0	0	9	0.17	0.06	0.12
12	Agra	Wah NPP	0	155	21	71	27	274	5.92	1.19	1.04
13	Aligarh	Aligarh NN	4459	73196	22498	15734	765	116652	2539.29	416.02	654.50
14	Barabanki	Subeha NP	0	38	81	102	10	231	3.91	1.88	2.49
15	Bareilly	Anwala NPP	0	129	16	180	116	441	8.12	3.12	2.80
16	Bareilly	Baheri NPP	0	478	62	205	46	791	17.46	3.13	3.96
17	Bareilly	Dhaura Tanda NP	0	144	20	356	31	551	9.95	4.07	5.06
18	Bareilly	Faridpur NP	0	25	4	51	6	86	1.58	0.61	0.75
19	Bareilly	Fatehganj Purvi NP	0	19	1	63	1	84	1.48	0.65	0.84
20	Bareilly	Mirganj NP	0	185	14	153	15	367	7.67	1.82	2.29
21	Bareilly	Nawabganj NPP	0	362	221	45	26	654	14.05	2.92	5.04
22	Bareilly	Richha NP	0	35	12	148	0	195	3.33	1.60	2.16
23	Bareilly	Rithora NP	0	8	1	28	2	39	0.68	0.31	0.39
24	Bareilly	Sainthal NP	0	164	17	286	45	512	9.60	3.48	4.11
25	Bareilly	Shahi NP	0	25	1	27	1	54	1.10	0.29	0.37
26	Bareilly	Shergarh NP	0	161	4	233	13	411	8.05	2.50	3.12
27	Bareilly	Deorianan NP	0	143	13	619	0	775	13.30	6.32	8.31
28	Bareilly	Faridpur NPP	0	332	7	153	12	504	11.44	1.72	2.14
29	Bareilly	Fatehganj Paschimi NP	0	284	123	453	0	860	16.22	5.76	8.35

S No	District	ULB Name	Approved after validation						Financial status (in crore)		
			ISSR	CLSS	AHP	BLC (N)	BLC (E)	Total	Central Share	State Share	Beneficiary Share
30	Bareilly	Shishgarh NP	0	440	34	581	366	1421	26.46	9.81	8.66
31	Bareilly	Sirauli NP	0	192	6	497	273	968	16.77	7.76	6.90
32	Bareilly	Thiriya Nizam Khan NP	0	353	82	183	156	774	15.74	4.21	4.20
33	Behraich	Behraich NPP	0	456	176	1401	491	2524	43.20	18.23	30.74
34	Behraich	Jarwal NP	0	5	1	303	34	343	5.20	3.21	2.80
35	Behraich	Nanapara NPP	0	57	48	2194	127	2426	37.06	23.06	21.72
36	Behraich	Risia Bazar NP	0	16	1	431	59	507	7.79	4.62	4.26
37	Budaun	Alapur NP	0	234	44	634	61	973	17.33	7.39	9.19
38	Budaun	Badaun NPP	0	1117	1060	567	387	3131	60.03	20.14	29.03
39	Budaun	Bilsa NPP	0	153	31	430	5	619	11.08	4.66	6.22
40	Budaun	Bisauli NPP	0	360	42	231	64	697	14.67	3.37	3.92
41	Budaun	Kachhla NP	0	105	13	163	165	446	7.92	3.41	2.57
42	Budaun	Kakrala NPP	0	109	25	473	65	672	11.36	5.63	6.73
43	Budaun	Kunwar Gaav NP	0	146	3	562	52	763	13.15	6.17	7.43
44	Budaun	Rudayan NP	0	90	1	34	0	125	2.93	0.35	0.46
45	Budaun	Sahaswan NPP	0	97	9	377	137	620	10.43	5.23	5.24
46	Budaun	Sakhanu NP	0	19	0	114	28	161	2.64	1.42	1.52
47	Budaun	Unjhani NPP	0	107	44	362	66	579	9.94	4.72	5.66
48	Budaun	Usanwa NP	0	199	49	616	62	926	16.22	7.27	9.06
49	Chandauli	Chakia NP	0	189	17	554	252	1012	17.39	8.23	10.14
50	Chandauli	Chandauli NP	0	143	320	1803	39	2305	36.25	21.62	26.47
51	Chandauli	Mugalsarai NPP	0	389	129	1177	246	1941	33.67	14.29	25.65
52	Chandauli	Saiyad Raja NP	0	218	150	422	329	1119	19.34	9.01	12.24
53	Deoria	Gaurabarhaz NPP	0	319	15	391	642	1367	24.24	7.27	14.29
54	Fatehpur	Fatehpur NPP	0	236	1032	3816	198	5282	81.99	49.47	53.52
55	Fatehpur	Khaga NP	0	86	33	620	4	743	12.15	6.55	5.99
56	Fatehpur	Kora Jahanabad NP	0	255	118	413	42	828	15.40	5.52	5.30
57	Firozabad	Jasrana NP	0	36	63	108	58	265	4.40	2.29	2.21
58	Firozabad	Sikohabad NPP	0	478	140	295	169	1082	21.82	6.04	5.39
59	Firozabad	Sirshaganj NPP	0	92	7	93	7	199	4.06	1.07	0.94
60	Firozabad	Tundla NPP	0	169	97	72	107	445	8.65	2.76	2.60
61	Gorakhpur	Mundera Bazar NP	0	27	56	389	157	629	9.75	6.02	6.36
62	hardoi	Beniganj NP	0	147	205	270	47	669	11.75	5.22	6.44
63	hardoi	Bilgram NPP	0	16	14	106	185	321	5.00	3.05	1.25
64	hardoi	Gopamau NP	0	40	5	260	33	338	5.54	2.98	2.35
65	hardoi	Hardoi NPP	0	614	196	36	17	863	20.13	2.49	4.24
66	hardoi	Kachhauma Patseni NP	0	26	240	359	121	746	11.49	7.20	7.93
67	hardoi	Kursath NP	0	2	3	117	25	147	2.23	1.45	1.07

S No	District	ULB Name	Approved after validation						Financial status (in crore)		
			ISSR	CLSS	AHP	BLC (N)	BLC (E)	Total	Central Share	State Share	Beneficiary Share
68	hardoi	Madhoganj NP	0	4	3	45	118	170	2.60	1.66	0.49
69	hardoi	Mallawan NPP	0	197	233	310	237	977	16.96	7.80	7.41
70	hardoi	Pali NP	0	29	24	126	108	287	4.64	2.58	1.60
71	hardoi	Pihani NPP	0	34	31	391	222	678	10.57	6.44	4.06
72	hardoi	Sandila NPP	0	1144	81	281	114	1620	37.68	4.76	4.08
73	hardoi	Shahabad NPP	0	86	36	257	106	485	8.28	3.99	2.97
74	hardoi	Shandi NPP	0	82	13	149	43	287	5.26	2.05	1.56
75	Jaunpur	Badlapur NP	0	2	4	299	31	336	5.06	3.34	2.56
76	Jaunpur	Jafarabad NP	0	32	0	404	50	486	7.66	4.29	4.54
77	Jaunpur	Jaunpur NPP	0	872	1001	2519	705	5097	86.66	38.72	70.72
78	Jaunpur	Kerakat NP	0	61	75	451	103	690	11.06	5.78	7.41
79	Jaunpur	Kheta Sarai NP	0	137	9	710	46	902	15.13	7.42	10.85
80	Jaunpur	Machhlishahr NP	0	220	75	732	158	1185	20.35	8.86	15.12
81	Jaunpur	Mariahu NP	0	24	5	411	56	496	7.72	4.44	4.43
82	Jaunpur	Mungrabadshahapur NPP	0	46	0	209	38	293	4.93	2.28	3.33
83	Jaunpur	Shahganj NPP	0	88	19	310	40	457	7.88	3.49	5.98
84	Lucknow	Itaunja NP	0	9	100	280	93	482	7.34	4.73	4.44
85	Lucknow	Mahona NP	0	10	56	383	62	511	7.78	5.01	4.43
86	Mainpuri	Bewar NP	0	68	7	152	5	232	4.28	1.62	3.71
87	Mainpuri	Bhogaon NP	0	437	10	409	17	873	18.21	4.28	18.27
88	Mainpuri	Ghiraura NP	0	72	12	550	5	639	10.43	5.65	7.37
89	Mainpuri	Jyoti Khyria NP	0	66	0	176	6	248	4.49	1.79	3.71
90	Mainpuri	Karhal NP	0	39	2	2106	73	2220	33.76	21.45	19.45
91	Mainpuri	Kishni NP	0	268	13	764	28	1073	19.23	7.91	15.75
92	Mainpuri	Kurawli NP	0	112	5	187	30	334	6.32	2.07	5.44
93	Mainpuri	Kusmara NP	0	338	15	327	69	749	15.19	3.77	14.37
94	Mainpuri	Mainpuri NPP	0	636	245	629	579	2089	38.78	14.53	10.50
95	Mathura	Bajna NP	0	39	29	67	28	163	2.90	1.24	1.48
96	Mathura	Baldeo NP	0	59	27	45	7	138	2.76	0.76	3.09
97	Mathura	Barsana NP	0	173	80	259	27	539	10.11	3.53	10.72
98	Mathura	Chaumuhan NP	0	99	40	233	48	420	7.46	2.97	7.12
99	Mathura	Chhata NP	0	30	13	276	30	349	5.59	3.19	3.88
100	Mathura	Farah NP	0	19	9	163	36	227	3.63	1.90	2.93
101	Mathura	Gokul NP	0	13	2	34	12	61	1.07	0.42	0.91
102	Mathura	Govardhan NP	0	311	823	198	0	1332	23.62	10.21	19.03
103	Mathura	Kosikala NPP	0	317	22	189	236	764	15.17	3.29	13.45
104	Mathura	Mahaban NP	0	128	15	195	0	338	6.57	2.10	2.84
105	Mathura	Mathura NPP	0	12174	2151	1185	224	15734	378.45	35.60	58.69
106	Mathura	Nandgaon NP	0	50	0	23	18	91	1.95	0.32	40.07

S No	District	ULB Name	Approved after validation						Financial status (in crore)		
			ISSR	CLSS	AHP	BLC (N)	BLC (E)	Total	Central Share	State Share	Beneficiary Share
107	Mathura	Radhakund NP	0	349	30	155	19	553	12.38	2.04	2.64
108	Mathura	Raya NP	0	356	39	103	43	541	12.28	1.64	13.97
109	Mathura	Saunkh NP	0	4	1	313	47	365	5.52	3.38	4.22
110	Mathura	Vrindavan NPP	0	945	1283	248	0	2476	48.20	15.31	28.88
111	Mau	Adari NP	0	24	5	265	22	316	5.02	2.92	2.39
112	Mau	Amila NP	0	0	0	303	0	303	4.55	3.03	2.61
113	Mau	Dohrighat NP	0	0	0	210	0	210	3.15	2.10	1.81
114	Mau	Ghosi NP	0	0	2	693	0	695	10.43	6.95	6.00
115	Mau	Kopaganj NP	0	85	28	453	220	786	12.78	7.01	4.53
116	Mau	Mau NPP	0	379	86	989	109	1563	27.88	11.84	10.26
117	Mau	Muhammadabad NP	0	302	84	449	44	879	16.72	5.77	5.56
118	Mau	Validpur NP	0	116	30	610	126	882	14.59	7.66	5.89
119	Pilibhit	Guldia Bhandara NP	0	15	4	97	0	116	1.82	1.00	2.01
120	Saharanpur	Ambekhta NP	0	214	141	248	128	731	13.47	4.53	4.995
121	Saharanpur	Behat	0	178	74	170	59	481	9.30	2.74	2.96
122	Saharanpur	Chilkana Sultanpur NP	0	194	114	537	64	909	15.90	6.83	6.92
123	Saharanpur	Deoband NPP	0	512	1144	882	57	2595	44.92	20.55	30.48
124	Saharanpur	Gangoh NPP	0	988	533	1069	365	2955	55.88	17.85	19.98
125	Saharanpur	Nakur NPP	0	135	93	280	237	745	12.75	4.92	4.35
126	Saharanpur	Nanauta NP	0	434	140	291	42	907	3.38	1.59	5.32
127	Saharanpur	Rampur Maniharan NP	0	248	197	506	12	963	17.35	7.09	8.30
128	Saharanpur	Sarsawa NPP	0	289	42	323	5	659	13.27	3.68	3.62
129	Saharanpur	Saharanpur NN	0	1796	12338	2034	564	16732	271.99	146.54	264.26
130	Saharanpur	Titron NP	0	53	31	392	73	549	8.86	4.60	4.02
131	Shahjahanpur	Allahganj NP	0	114	17	240	0	371	6.90	2.57	3.46
132	Shahjahanpur	Jalalabad NPP	0	48	2	59	0	109	2.20	0.61	0.81
133	Shahjahanpur	Kanth NP	0	48	2	166	11	227	3.97	1.79	2.21
134	Shahjahanpur	Katra NP	0	109	39	948	33	1129	18.21	10.20	13.14
135	Shahjahanpur	Khudaganj NP	0	120	37	338	0	495	8.83	3.75	5.13
136	Shahjahanpur	Khutar NP	0	44	12	380	0	436	7.05	3.92	5.18
137	Shahjahanpur	Puwaya NPP	0	47	12	101	0	160	2.95	1.13	1.55
138	Shahjahanpur	Rly. Settlement Roza NP	0	33	49	30	0	112	2.07	0.79	1.37
139	Shahjahanpur	Shahjahanpur NPP	0	416	147	1443	510	2516	42.61	21.00	22.30
140	Shahjahanpur	Tilhar NPP	0	189	16	457	0	662	12.14	4.73	6.26
141	Siddharthnagar	Barhani Bazar NP	0	91	47	285	205	628	10.48	5.37	4.89
142	Siddharthnagar	Bansi NPP	0	105	189	283	201	778	12.90	6.73	7.70
143	Siddharthnagar	Dumariyaganj NP	0	39	63	108	0	210	3.61	1.71	2.66
144	Siddharthnagar	Shohratgarh NP	0	50	7	142	0	199	3.57	1.49	1.99
145	Siddharthnagar	Siddharth Nagar NPP	0	187	21	74	0	282	6.42	0.95	1.38


S No	District	ULB Name	Approved after validation					Financial status (in crore)			
			ISSR	CLSS	AHP	BLC (N)	BLC (E)	Total	Central Share	State Share	Beneficiary Share
146	Siddharthnagar	Uska Bazar NP	0	116	24	510	0	650	11.11	5.34	7.11
147	Sitapur	Hargaon NP	0	129	62	75	49	315	6.23	1.86	12.19
148	Sitapur	Maholi NP	0	236	115	72	39	462	9.69	2.26	33.10
149	Sitapur	Sitapur NPP	0	7963	583	1130	119	9795	240.09	18.32	286.95
150	Unnao	Auras NP	0	117	8	472	37	634	10.88	5.17	4.23
151	Unnao	Bangarmau NPP	0	93	37	453	120	703	11.63	6.10	4.68
152	Unnao	Bighapur NP	0	62	14	371	35	482	7.96	4.20	3.48
153	Unnao	Fatehpur Chaurasi NP	0	66	8	45	18	137	2.83	0.71	0.55
154	Unnao	Gangaghat NPP	0	7	2	297	63	369	5.62	3.62	2.62
155	Unnao	Ganj Muradabad NP	0	927	257	647	57	1888	39.17	9.61	10.72
156	Unnao	Haderbad NP	0	19	0	312	8	339	5.31	3.20	2.69
157	Unnao	Kursath NP	0	17	15	194	14	240	3.80	2.23	1.97
158	Unnao	Maurawan NP	0	11	4	77	12	104	1.69	0.93	0.75
159	Unnao	Mohan NP	0	87	13	252	46	398	6.99	3.11	2.44
160	Unnao	Nawabganj NP	0	103	18	558	17	696	11.65	5.93	5.16
161	Unnao	Nyotini NP	0	63	14	74	34	185	3.51	1.22	0.93
162	Unnao	Purwa NP	0	19	6	320	15	360	5.62	3.41	2.88
163	Unnao	Rasulabad NP	0	136	25	432	93	686	11.88	5.50	4.25
164	Unnao	Safipur NP	0	62	9	130	5	206	3.82	1.44	1.30
165	Unnao	Ugu NP	0	40	48	711	22	821	12.78	7.81	7.08
166	Unnao	Unnao NPP	0	5	0	89	12	106	1.65	1.01	0.77
167	Unnao	Bhagwant Nagar NP	0	1459	714	534	403	3110	63.72	16.51	19.01
168	varansi	Gangapur NP	0	32	36	447	0	515	8.10	4.83	4.56
169	varansi	Ramnagar NPP	0	119	51	825	0	995	16.32	8.76	8.12
TOTAL			4459	125146	53186	83787	14869	281447	5603.63	1514.75	2474.16

Appoval of 169 HFAPoA will also be given by forthcoming SLSMC and after that will present to CSMC.


Copy forwarded for necessary information:-


1. Joint Secretary, Ministry of Housing & Urban Affairs, Govt. of India.
2. Principal Secretary, Urban Employment and Poverty Alleviation, Govt. of U.P.


(Kunal Kataria)
Urban Planning Officer
SLTC, SUDA
SLTC-SUDA


(Vinay Singh)
Civil Engineer
SLTC, SUDA
Municipal/Civil Engg.
SLTC-SUDA


(Anshu Alvi)
Urban Infrastructure Specialist
SLTC, SUDA
SLTC, SUDA


(S.C. Singh)
Executive Engineer
SUDA


(Atul Singh Chauhan)
Programme Officer
(अतुल सिंहा चौहान),
कार्यक्रम अधिकारी, सूडा


(Umesh Pratap Singh)
Director SUDA/
SLNA Head
सूडा